

POLICY

of public domain
version 3.4



developed jointly with Hostmaister LLC
by public domain administrators and registrars
on October 4, 2019

Table of Contents

1. General Provisions	3
2. Terms and Definitions	3
3. Requirements to Domain Name	4
4. Domain Name Lifecycle	5
5. Interfaces	6
6. Interaction with Registry	7
7. Commands	7
7.1. General Purpose Commands	8
7.2. Contacts	8
7.3 Domains	14
7.4 Hosts	22
8. Statuses	27
9. Whois	28
10. References	28
11. Amendment to the Policy	29
12. The Policies on Peculiarities of public domains	29

1. General Provisions

This document (the “Policy”) describes main principles and procedures of interaction of the Registrar with the Registration System of the Public Domain Registry.

The Policy is the main document determining technical interaction of the Registry and Registrar and is binding upon the Registry Operator, Public Domain Administrator (the “Administrator”) and Registrar.

2. Terms and Definitions

Registry means an information and technical data processing system containing information on domain names, network addresses, Registrars, Registrants and contact persons of Registrants, and provides interface for the operation of Registrars according to the adopted Policy.

Public Domain Administrator means a person arranging administrative support of a public domain and ensuring its normal operation.

Registry Operator means a person taking actions related to the technical support of the Registry.

Registrar means an entity that provides the Registrant with services for registration and maintenance of domain name.

Registrant means a person in whose interests registration and delegation of a private domain name are made.

Pseudoregistrar means a particular functionality at the Registry that ensures maintenance of domains in which the Registrar is temporarily unavailable. It has limited functions as compared with the Registrar.

Domain means symbolic designations of regions in Internet based on hierarchical structure allowing to determine domain names.

Domain name means a symbolic designation for addressing Internet nodes and network resources located thereat (web-sites, e-mail servers, network services) in a human-friendly form.

IP address means a network address of a node in the computer network built on IP protocol.

Name Server (NS) means a dedicated hardware-software system in the Internet ensuring interrelation of domain names and IP addresses.

DNS means a computer distributed system for receiving information on domains.

WHOIS means a service providing public access to registration data of domain, including the Registrant and the Registrar of the domain name.

Contact means contact information of a legal entity or individual fulfilling one of functions of the domain name.

Host means name server registered in the Registry and is used for technical support of domain name.

Registration means a set of technical measures for creating a record of domain name in the Registry.

Reregistration means an assignment of rights and obligations arising in connection with the use of domain name in Internet.

Registration Renewal means a procedure of extending the term of validity of the rights to dispose of domain name.

Transfer means a procedure of changing the domain name Registrar.

Deletion means a procedure of revocation of rights to dispose of domain name and deletion of domain name from the Registry.

Restoration means a procedure of restoration of rights to dispose of the domain name that was deleted.

Status Change means a procedure of setting a particular status for an object at which such object gets special properties applicable for the period of effect of such set status.

Maximum allowable registration period of domain name: 10 years.

3. Requirements to Domain Name

3.1 Domain name shall have its own unique designation within a parent domain and suffix designating the parent domain.

3.2 Self-designation shall comply with the following specifications:

- contain at least 1 and at most 63 symbols;
- begin and end with a letter or digit;
- do not contain any symbols other than Latin alphabet, digits and hyphen;
- do not contain simultaneously hyphen in positions 3 and 4 of the name

3.3 Domain name in IDN-domains contains self-designation, which is unique within the parent domain, and suffix designating the parent domain.

3.4 Self-designation in IDN-domains shall comply with the following specifications:

- contain such number of symbols that its representation in Punycode contains at least 1 and at most 63 symbols;
- begins with “xn--” sequence and ends with a letter or digit;
- Cyrillic representation of domain name shall not contain any symbols other than those of the Cyrillic alphabet, apostrophe in the Cyrillic coding, digits and hyphen;
- Cyrillic representation of domain name shall contain at least one unique symbol of the Cyrillic alphabet according to The Policy of Cyrillic IDN-domains <https://hostmaster.ua/idn/>

4. Domain Name Lifecycle

Interval from the time when possibility of domain name registration arises to the time when it is actually deleted shall determine the lifecycle of the domain name.

The lifecycle consists of the following major stages:

- 1) period of actual registration (Registered);
- 2) automatic renewal period (Auto Renew Grace Period);
- 3) period of domain restoration after deletion (Redemption Grace Period);
- 4) period of actual deletion (Pending Delete).

Each stage includes a set of operations and acts which may be done in respect of the domain name. Domain name lifecycle general flowchart is presented in Figure 1.

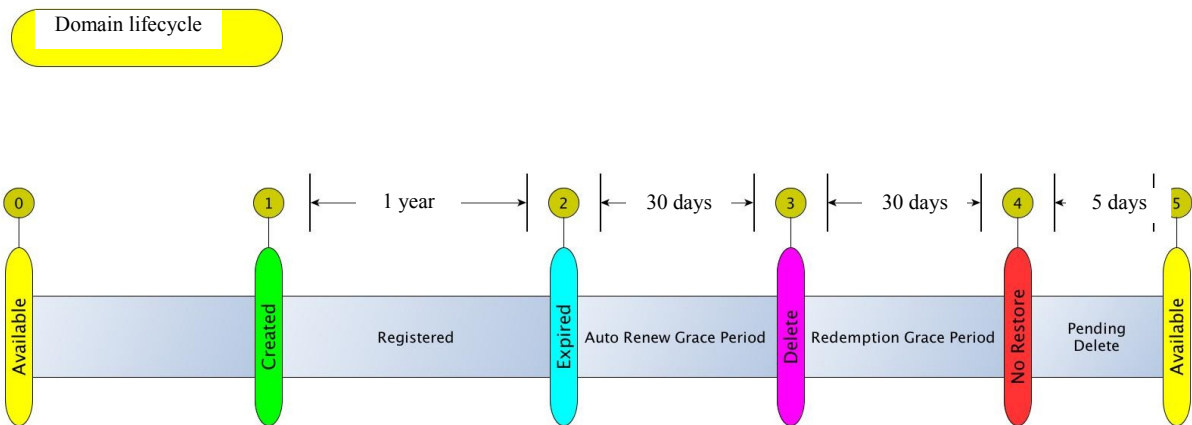


Figure 1

During its lifecycle, the domain name may transit from one status to another and from one stage to another. General flowchart of transition between stages is given in Figure 2.

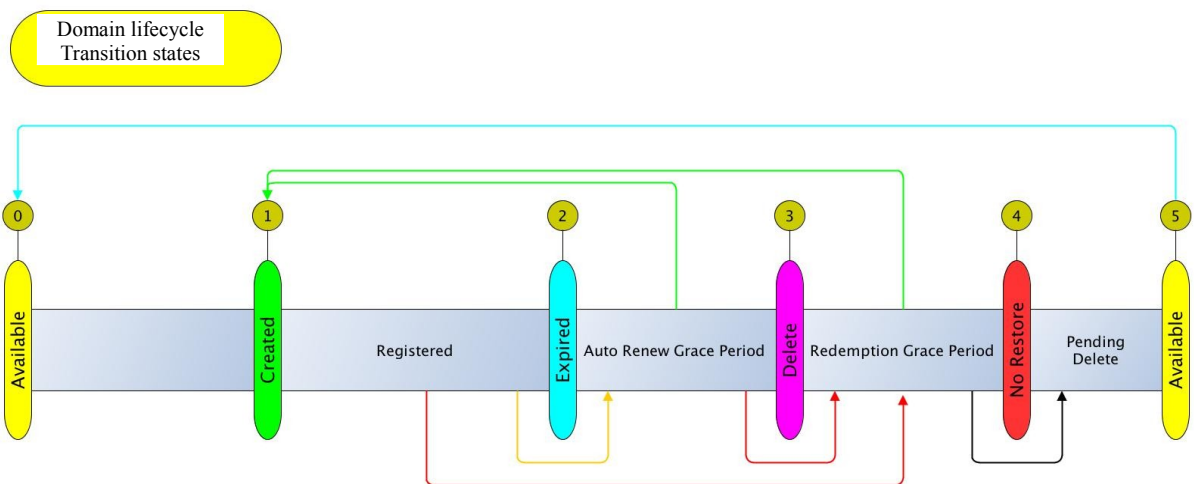


Figure 2

5. Interfaces

General flowchart of interaction with the Registry is given in Figure 3.

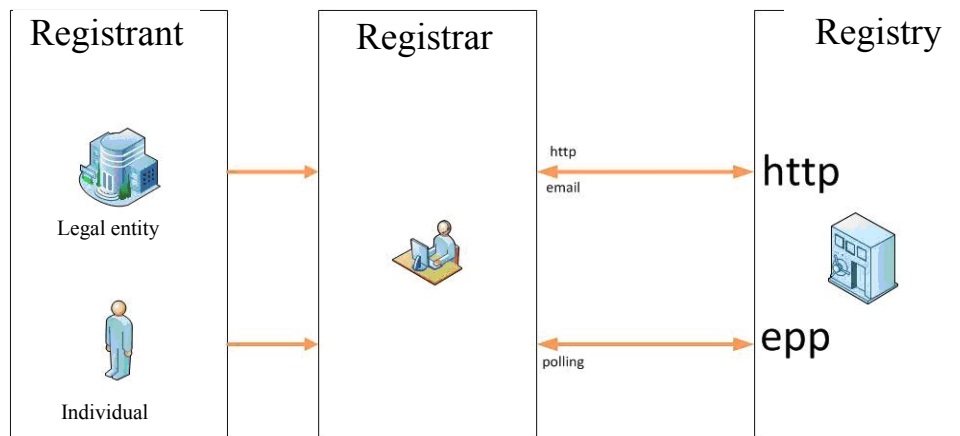


Figure 3

Policy set out the following software interfaces and protocols of interaction of the Registrar with the Registration System of the Registry:

- 1) EPP;
- 2) WEB;
- 3) WHOIS.

EPP is the priority interface of interaction of the Registrar with the Registry.

EPP

General specification of the EPP protocol is contained in the following documents:

- Generic Registry-Registrar Protocol Requirements (RFC 3375);
- Extensible Provisioning Protocol (RFC 5730);
- EPP Domain Name Mapping (RFC 5731);
- EPP Host Mapping (RFC 5732);

- EPP Contact Mapping (RFC 5733);
- EPP Transport over TCP (RFC 5734);
- Guidelines for extending EPP (RFC 3735);
- Domain Registry Grace Period Mapping for EPP (RFC 3915).

Public Domain Policy defines the following specifications and extensions of the EPP protocol:

- description of XML structure of epp document (<https://hostmaster.ua/epp/epp-1.0.xsd>);
- description of XML structure of eppcom document (<https://hostmaster.ua/epp/eppcom-1.1.xsd>);
- description of XML structure of domain object (<https://hostmaster.ua/epp/domain-1.1.xsd>);
- description of XML structure of contact object (<https://hostmaster.ua/epp/contact-1.1.xsd>);
- description of XML structure of host object (<https://hostmaster.ua/epp/host-1.1.xsd>);
- description of the extension of “domain name extension schema for registry grace period processing” (<https://hostmaster.ua/epp/rgp-1.1.xsd>);
- description of the extension of “domain name extension schema for force host delete” (<https://hostmaster.ua/epp/uaepp-1.1.xsd>).

6. Interaction with Registry

- 6.1. Interaction with the Registry is accomplished with the use of the protocols set out in the Policy.
- 6.2. Applications for operations with domain names will be processed based on the FIFO principle as arrived to the input queue of the Registration System of the Registry.
- 6.3. Application shall be deemed accepted for processing when the Registration System issues an appropriate acknowledgement to the Registrar.
- 6.4. Application processing period may not exceed 120 hours.
- 6.5. All applications shall meet the requirements of the Registry in terms of its form and content.
- 6.6. Applications sent to the Registry shall be based on commands set out in section 7 of these Policy.
- 6.7. Applications that fail to comply with the requirements to commands set out in section 7 of these Policy will be deemed erroneous and will not be processed.
- 6.8. Number of simultaneous connections which may be established by the Registrar with the Registration System may not exceed 3.
- 6.9. Number of requests which may be sent by the Registrar to the Registration System may not exceed 1000 per minute.
- 6.10. Number of IP addresses from which the Registrar may interact with the Registration System may not exceed 5 units each having max. 8 IP addresses.
- 6.11. Interaction with the Registry is only allowed from a unique IP address, unless otherwise stipulated in the agreement between the Registry Operator and Registrar.

7. Commands

The Policy set out the following types of commands: general purpose commands (login, logout, poll, hello), commands for operation with domain names (create, delete, update, renew, transfer, restore, check, info), commands for operation with contacts (create, delete, update, check, info), commands for operation with hosts (create, delete, update, check, info).

Accessibility of operations in interfaces (table 1).

Command/Operation	EPP	WEB
Domain		
Create	Yes	Yes
Delete	Yes	Yes
Update	Yes	Yes
Restore	Yes	Yes
Transfer	Yes	Yes
Check	Yes	No
Info	Yes	Yes
Renew	Yes	Yes
Contact		
Create	Yes	Yes
Delete	Yes	Yes
Update	Yes	Yes
Info	Yes	Yes
Check	Yes	No
Host		
Create	Yes	Yes
Delete	Yes	Yes
Update	Yes	Yes
Info	Yes	Yes
Check	Yes	No

7.1. General Purpose Commands

7.1.1. Login is used for opening session with EPP server. <login> EPP command shall be sent first. Number of failed attempts after which the server closes connection is limited and is determined by server parameters.

7.1.2. Logout: <logout> EPP command is used for closing session with EPP server.

7.1.3. Poll: <poll> EPP command is for reading service messages which are sent by EPP server to the client.

The Registrar shall periodically poll the queue of system messages from the Registry for receiving messages designated for the Registrar. If there are any messages in the queue, the Registry will in response to the request issue next message from the queue. Registrar software shall acknowledge the receipt of such message with an indication of the message identifier.

If there are no messages in the system message queue for the Registrar, the response will say that there are no system messages.

7.2. Contacts

The following fields in the Contact object are mandatory:

- 1) contact name;
- 2) city;
- 3) two-letter country code;
- 4) contact e-mail address.

The Policy set out the following set of commands for operation with contacts:

- create;
- delete;
- update;
- check;
- info.

7.2.1. Creating Contact

Record of contact will be created by the Registry upon request of the Registrar. Contact is created by <contact:create> command. General functional flowchart is presented on Figure 4.

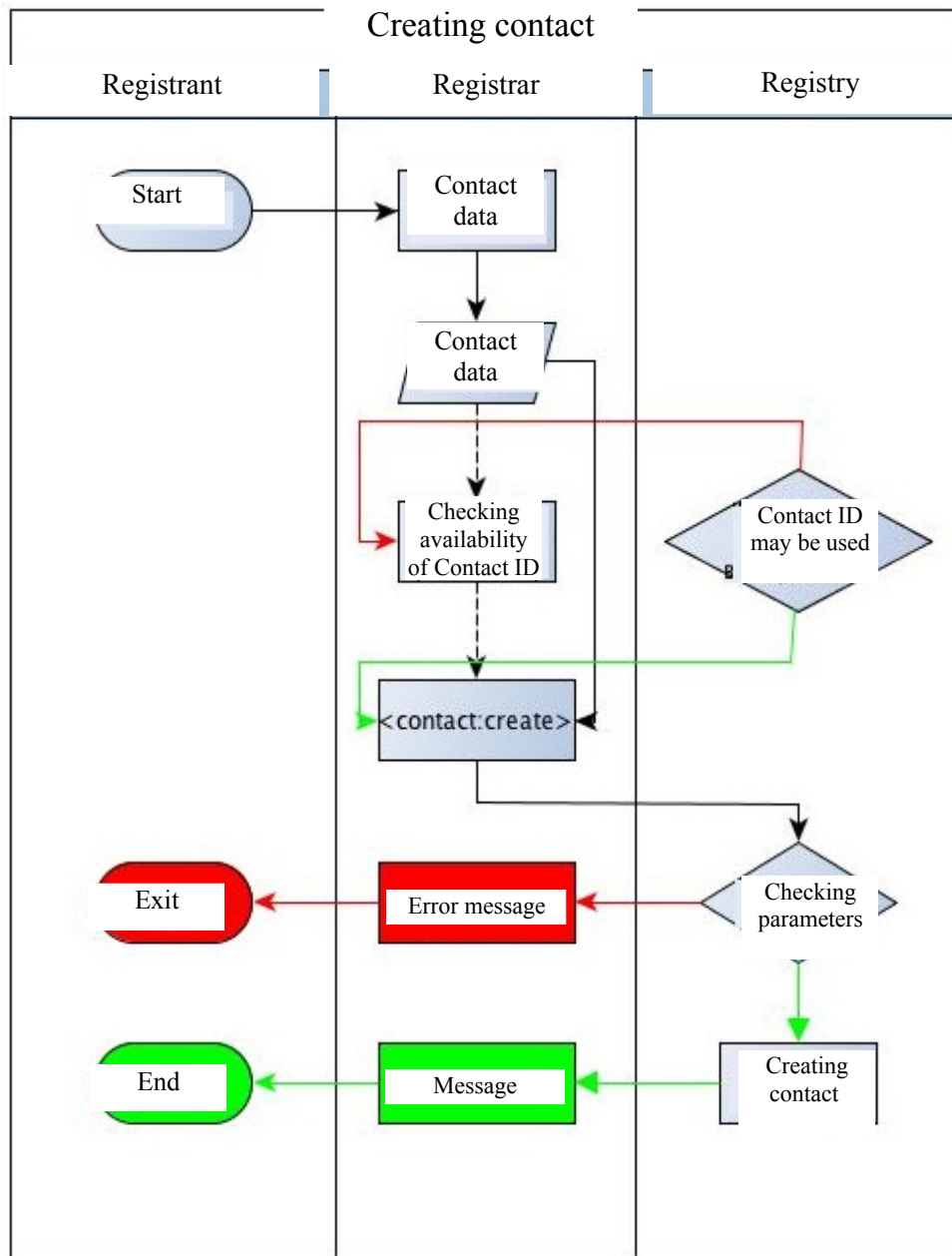


Figure 4

The following data must be included in the application for creating record of a contact:

- 1) requested unique contact identifier. The field may contain auto; and in such case the system will itself generate a unique contact identifier;
- 2) contact name;
- 3) city;
- 4) two-letter country code;
- 5) contact address e-mail.

The following data may be included in the application for creating record of a contact:

- organization name (if specified, the contact will be the organization contact);
- postal address (street, house number, office number);

- region;
- zip code;
- phone number;
- fax number;
- password to object;
- additional element determining which items of contact data may be generally accessible.

7.2.2. Deleting Contact

Contact is deleted upon request of the Registrar supporting the contact. Contact is deleted by <contact:delete> command. Functional flowchart is given in Figure 5.

The application must specify identifier of the contact which must be deleted. Contact cannot be deleted if its identifier is used in any domain as one of its contacts.

Application will not be implemented if the contact object status prohibits the deletion of the contact object.

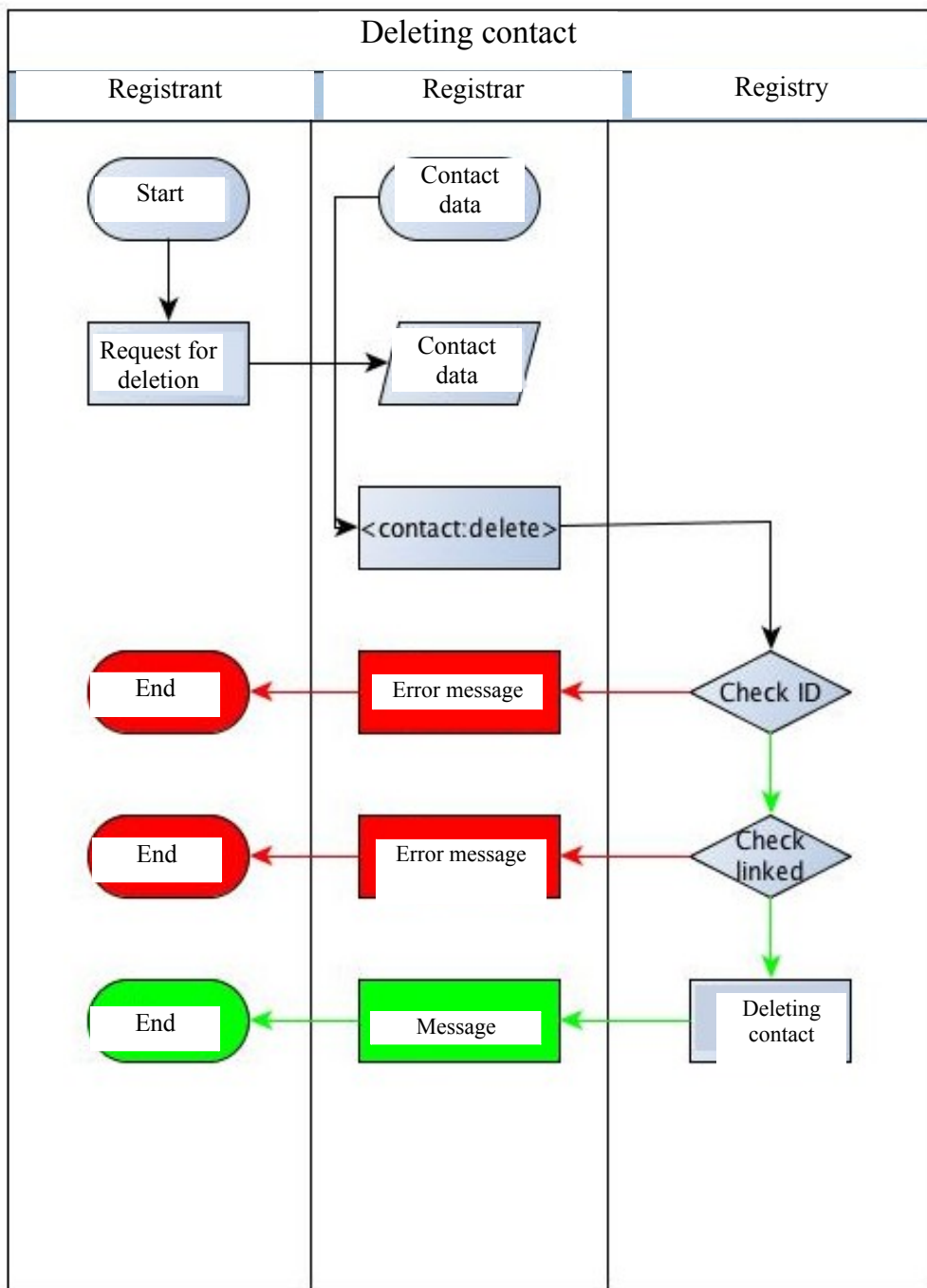


Figure 5

7.2.3. Changing Information on Contact

Information on the contact is changed by <contact:update> command. Functional flowchart is given in Figure 6.

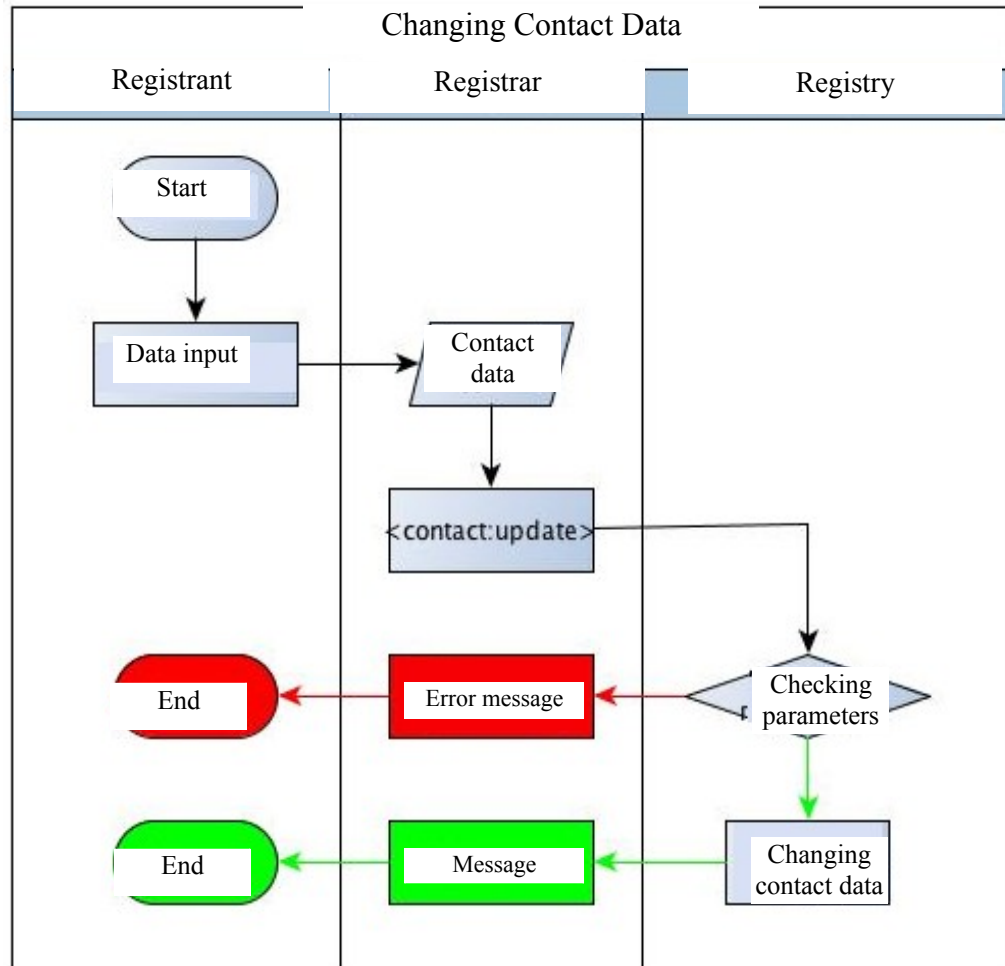


Figure 6

The application must contain identifier of the contact to be changed. The application must contain at least one of sections relating to deletion, addition or change of information on the contact.

Contact status can be deleted and added to the contact information.

The following fields may be changed in the contact:

- contact name (full name or role);
- organization name;
- postal name (street, house number, office number);
- region;
- zip code;
- phone number;
- fax number;
- password to object;

- additional element determining which items of contact data may be generally accessible;
- city;
- two-letter country code;
- contact address e-mail.

Record of contact is not modified, if the status of contact object prohibits to change information of the contact object.

7.2.4. Checking Contact

Contact is checked by <contact:check> command.

The application shall contain at least one and at most 10 contact identifiers for checking.

In response of the Registry for each of specified identifiers, possibility of registration of such contact is indicated.

For contacts which cannot be registered, the reason for which such contact cannot be registered may be specified.

7.2.5. Receiving Information of Contact

The Registrar can receive information of the contact by executing <contact:info> command.

If information was requested by the Registrar supporting the contact, full information is provided. The full information is also provided if contact password is specified in request for information.

If information is requested by the Registrar that does not support such contact and fails to indicate the contact password, it receives the information allowed to be issue for public access when contact is created or changed.

7.3. Domains

Domain object must include reference to the contact object of the domain registrant.

The following commands are provided by the Policy for operation with domain names:

- create;
- delete;
- update;
- transfer;
- restore;
- check;
- info;
- renew.

7.3.1. Registrying Domain Name

Domain name is registered by <domain:create> command. The following fields must be specified in the application for registration of domain name:

- domain name to be registered;
- domain registrant. Domain registrant is indicated as reference to the contact object preliminary registered in the Registry.

The following fields may be included in the application for registration of domain name:

- 1) name servers (hosts) for the domain object to be registered. If no name servers are indicated, the domain will be registered but not published in the zone file until name servers are indicated. If for a domain, the name server of such domain (glue record) is indicated, its IP address must be specified in addition to host name. If no name server is indicated in a domain, inactive status will be automatically set by the Registry for such domain and it will not be published in the zone file. At least one name server must be specified in the domain for the domain to be published in the zone file;
- 2) period for which the domain is registered. If such period is not specified, the domain will be by default registered for one year. The period may not be more than the maximum allowable domain name registration period;
- 3) administrative and technical contacts. If specified, they should refer to contact objects already created;
- 4) there is no need to specify password to the domain object in the application. But if it is specified, it is not an error, the appropriate field will be ignored.

Domain names already registered and domain names have mentioned in the public domain stop list will not be registered.

7.3.2. Deleting Domain Name

Domain name is deleted by <domain:delete> command. Domain name can be deleted:

- 1) on the initiative of the Registrant during the period of the domain name term of validity;
- 2) on the initiative of the Registrar during the period of automatic renewal;
- 3) by Registrar by court's decision at any time;
- 4) by Pseudoregistrar if during the time allotted for domain transfer to the Registrar, no contact persons specified in the domain addressed to the domain;
- 5) by Registrar for the execution of the decision of the Administrative Commission of the World Intellectual Property Organization for arbitration and mediation regarding those domain names that are subject to the .UA Domain Name Dispute Resolution Policy, the Rules for .UA Domain Name Dispute Resolution Policy and the World Intellectual Property Organization Supplemental Rules for .UA Domain Name Dispute Resolution Policy.

Domain name is deleted on application of the domain name Registrar to the Registry. The application for deletion shall include domain name in respect of which cancellation of registration is requested.

Domain name cannot be deleted if there are hosts in the Registry (name servers) from the specified domain. In such case hosts (name servers) shall be first deleted from the Registry, which hosts belong to the specified domain, after which application for cancellation of registration shall be submitted.

Domain name will not be deleted if the domain object status prohibits the deletion of the domain object.

Upon deletion of domain name, it is not published in DNS immediately after implementation of the application, but during another 30 days it is in redemptionPeriod status. During such period, domain can be restored by command of the Registrar that removed the domain. If during such period, no application for domain restoration is received, the domain will transit to the deletion period and pendingDelete status is set for it. Such status does not allow to restore the domain, and upon expiration of pendingDelete period (5 days), the domain will be definitely deleted from the Registration System.

7.3.3. Changing Information on Domain Name

Information on domain name shall be changed by <domain:update> command.

Information on domain name shall be changed on application of the domain name Registrar to the Registrar.

Application may contain requests for addition, deletion or change of fields in the domain object. Such operations may be included in one application.

The application must contain a field with the domain name to which changes are made.

Any application in which no operation of addition, deletion or change of data is specified will be deemed wrong.

The following can be deleted in a domain object:

- name servers (hosts);
- administrative or technical contacts;
- domain objects statuses which may be managed by the Registrar.

The following can be added in a domain object:

- name servers (hosts);
- administrative or technical contacts;
- domain objects statuses which may be managed by the Registrar.

The following can be changed in a domain object:

- domain name Registrant. New contact object shall exist in the Registry at the time of change;
- domain object password. It can be set or deleted. Domain object password shall be valid for 30 days after setting, and thereafter it will be automatically deleted from the Registry.;
- information on domain name will not be changed, if the domain name status prohibits any change of the domain object. If this status is set by the Registrar, the Registrar shall by its first command change this status, and after that with the next command it can make changes to the domain object. Command of change of the information on domain name allows to restore the deleted domain, while it is in redemptionPeriod state. This operation is detailed in paragraph 7.3.5.

7.3.4. Domain Name Transfer

Domain name Registrar is changed by <domain:transfer> command. Domain name transfer functional flowchart is given in Figures 7, 8.

Domain name will be transferred in two stages:

- 1) Receipt by the Registrar of a code for transfer (domain name password);
- 2) Request for transfer of domain name on the part of the new Registrar.

Current Registrar shall prior to issue of domain object password:

- 1) Make sure that the password is requested by a valid domain name Registrant;
- 2) Update record of the registrant in the contact information of such domain name;
- 3) Make sure that domain statuses allow to transfer the domain from the current Registrar to a new one;
- 4) Generate a domain name password and set it in the Registry by using domain object change command;
- 5) Make sure that the domain name password is successfully set in the Registry;
- 6) Provide possibility of access to contact data of the Registrant to the new Registrar or issue of password to the Registrant from its contact data or opening of public access, approved by the Registrant, for reading to all contact data of the Registrant.

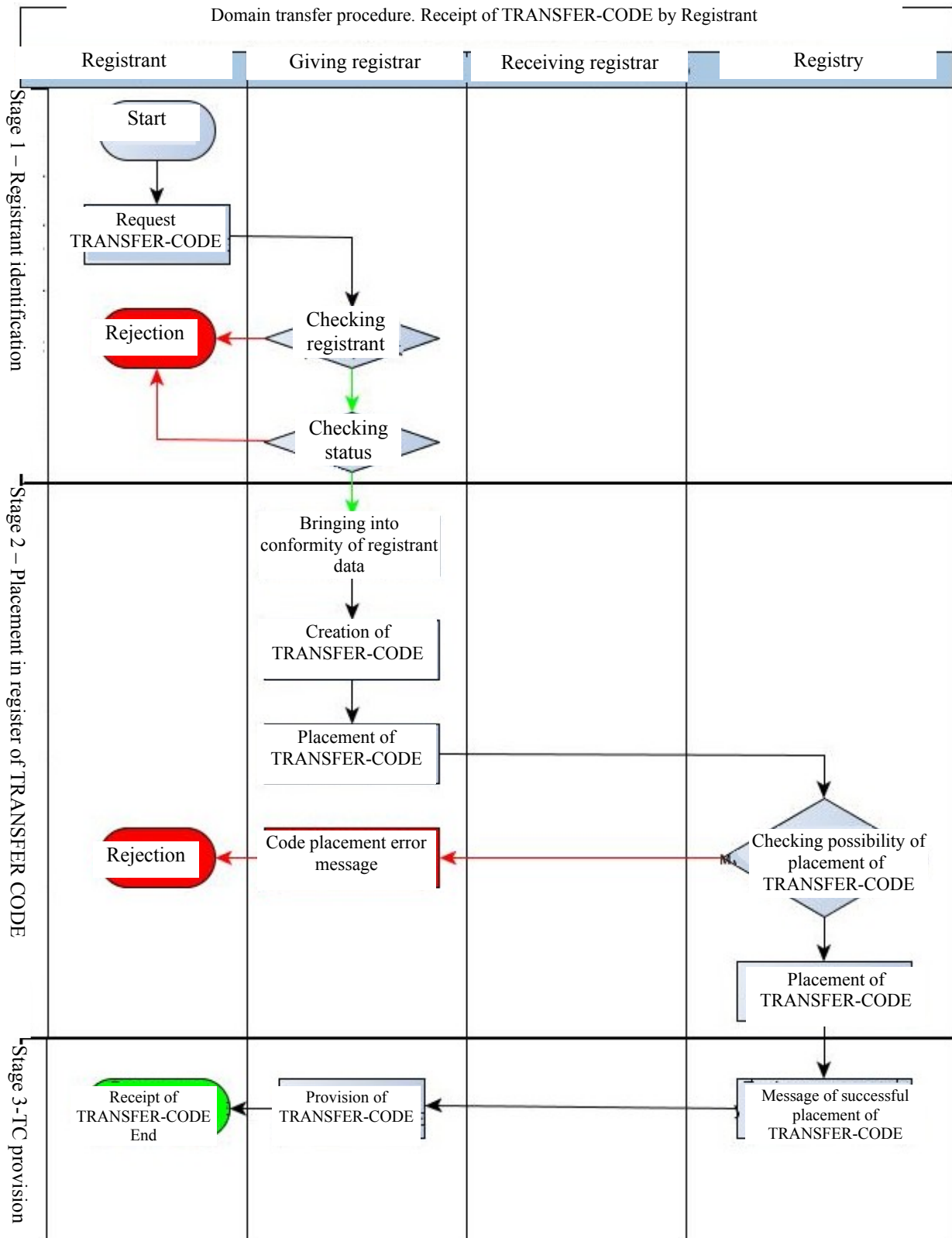


Figure 7

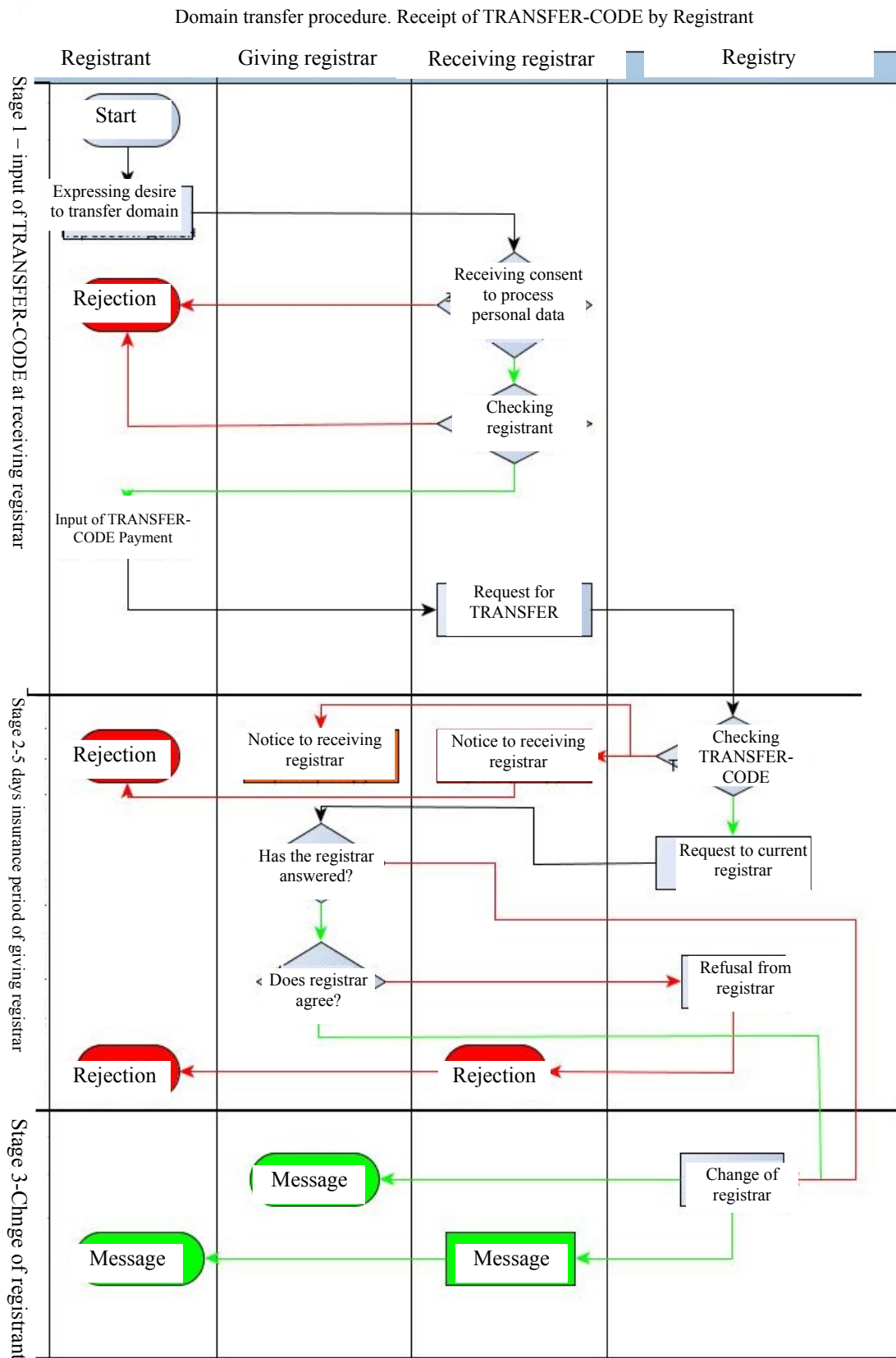


Figure 8

Domain name is transferred as follows:

- 1) Current Registrar shall issue a password to the Registrant;
- 2) The Registrant shall address to the new Registrar and presents the domain object password and additionally password of Registrant's contact data if such data are not allowed to be publicly accessible;
- 3) The receiving Registrar shall make sure that the requesting person is really the person representing interests of the Registrant;
- 4) The receiving Registrar shall receive from the Registrant the domain object password and shall send a request to the Registry for changing the domain Registrar.

Request for changing the Registrar shall contain:

- 1) Domain name, for which the request for changing the Registrar is sent;
- 2) Domain object password.

Request for changing the Registrar may include:

The period for which the domain object is extended when the Registrar is changed.

If transfer from Registrar is carried out, renewal is possible for 1 year only. Other values of this parameter are deemed wrong. If such parameter is not specified, the domain will be extended for 1 year, provided that the maximum allowable domain name registration period is not exceeded.

If transfer from Pseudoregistrar is carried out, the domain name period of validity shall not be extended. "Renewal term" parameter may be only 0. Other values of this parameter are wrong. If this parameter is not specified, it is assumed to be equal to 0.

The Registry shall check the domain object password, and if it is valid, shall notify the current domain Registrar on received request for change of the Registrar.

If such password is wrong, the application will be rejected. The password will not be deleted.

The current domain Registrar may within 5 days consent to the change of the Registrar, prohibit the change of the Registrar or abstain from any acts in respect of such domain.

If within 5 days the current Registrar fails to do any acts as to the domain presented for transfer, the domain will be transferred to the new Registrar.

Domain object password will be deleted after:

- receiving acknowledgment of receipt or prohibition of transfer from the old Registrar;
- cancellation of operation by the new Registrar;
- expiration of the thirty-day password validity period;
- change of the domain object Registrar 5 days of application provided that the old Registrar fails to do any acts.

The new Registrar may cancel the request for changing the Registrar within 5 days and in any case not later than the day of receipt of acknowledgment from the current Registrar on the change of the Registrar.

Upon receipt of consent for the change of the Registrar, the Registry will do the following things:

- 1) Duplication of the contact containing data on the Registrant;
- 2) Indication in the new contact of the new Registrar as the person supporting the contact;
- 3) Indication in the domain object the newly created contact as Registrant;

- 4) Zeroing reference to the administrative and technical contacts in the domain object;
- 5) Changing the field in the domain object containing the reference to the domain supporter from the current Registrar to a new one;
- 6) Sending notice to the old and new Registrars on the successful change of the domain Registrar;
- 7) Extending the domain name term of validity for 1 year, provided that it does not exceed the maximum domain name registration period.

Application for change of the domain name Registrar will not be accepted, if status is set in the domain object prohibiting the transfer of the domain object from one Registrar to other.

When domain name Registrar is changed for a new Registrar, all hosts registered in such domain will be also transferred.

Upon receipt of an application for change of the Registrar and until the end of the procedure, no other changes will be made to the domain object. Upon completion of the domain transfer to other Registrar, the domain object will keep all the statuses set at the beginning of the transfer procedure. If domain name is transferred from Pseudoregistrar to Registrar, domain name period of validity will not be extended.

7.3.5. Restoration of Deleted Domain Name

<domain:update> command is used to restore deleted domain name.

Domain may only be restored by the Registrar that deleted such domain name.

The application for restoration of domain name shall include the domain name to be restored.

When domain is restored, the Registrar will be the same that deleted such domain. All contact data of the domain (registrant, admin-c, tech-c) will remain the same as it was before deletion.

When domain name is restored, the domain name period of validity will be set for one year of the restoration date.

7.3.6. Checking Domain Name Accessibility

<domain:check> command is used to receive information on a domain name.

Information on domain name accessibility will be provided to the Registrar in response to request to the Registry.

Such request shall include at least one and at most 10 domain names to be checked for accessibility.

In response for each domain name, its accessibility is indicated.

In response for each domain name, the reason of inaccessibility may be provided.

7.3.7. Receiving Information on Domain Name

<domain:info> command is used to receive information on a domain name.

Information on the domain name is provided to the Registrar requesting such information in the Registry.

The response shall contain:

- domain name;
- unique internal object identifier;

- reference to Registrant contact and reference to administrative and technical contacts of the domain, if specified;
- hosts (name servers) used for such domain;
- object statuses;
- current domain name Registrar;
- registrar that created such domain;
- date and time of object creation or restoration after deletion;
- domain registration expiration date and time.

The following shall be also indicated to the Registrar of such domain or other Registrar when specifying domain object password:

- list of hosts (name servers) registered in the Registry and located in such domain;
- identifier of the Registrar that made last changes;
- last object change date and time;
- last object Registrar change date and time;
- domain object password.

7.3.8. Extending the Domain Name Registration Period

<domain:renew> command is used to renew the domain name period of registration.

Renewal of domain name registration is possible in two modes:

- automatic renewal;
- renewal upon application.

Automatic renewal:

When domain name registration period expires, the Registry will not discontinue to publish such domain in DNS. The domain object will receive autoRenewGracePeriod status for 30 days. If upon expiration of such period, the domain is at the Registrar, the registration period of such domain name will be automatically renewed, and invoice will be issued to the Registrar for the next period. Such action is not affected by the domain object status prohibiting any extension.

During such period the Registrar may delete the domain name which implies refusal from extension of the domain object registration.

RENEW command sent during the period of validity of autoRenewGracePeriod status will extend the domain for the period mentioned in the application counting from the domain name period of validity mentioned in the application. Execution of RENEW command will prematurely clear autoRenewGracePeriod status from the domain object. Successful completion of TRANSFER command will prematurely clear autoRenewGracePeriod status from the domain object.

Renewal of domain name by separate command:

Domain name registration period will be renewed on application from the Registrar to the Registry. The following fields should be included in the application for extension of the domain name period of registration:

- 1) Domain name for which renew operation is performed;
- 2) Current domain name registration period;
- 3) Number of years for which domain name registration will be renewed. That value shall be selected so that, when extended, the period does not exceed the maximum allowable domain name registration period in the domain in question.

Domain name registration period will not be renewed if the requested domain object has a status prohibiting any extension.

Domain name registration period will not be renewed if the maximum domain name registration period is attained.

Additionally:

Domain name registration period will be also renewed when domain name is transferred from one Registrar to the other, provided that the maximum domain name registration period is not attained.

7.4. Hosts

The following commands are provided by the Policy for operation with hosts:

- create;
- delete;
- update;
- check;
- info.

7.4.1. Creating a Host

<host:create> command is used to create (Registry) a host in the Registry. Functional flowchart is presented in Figure 9.

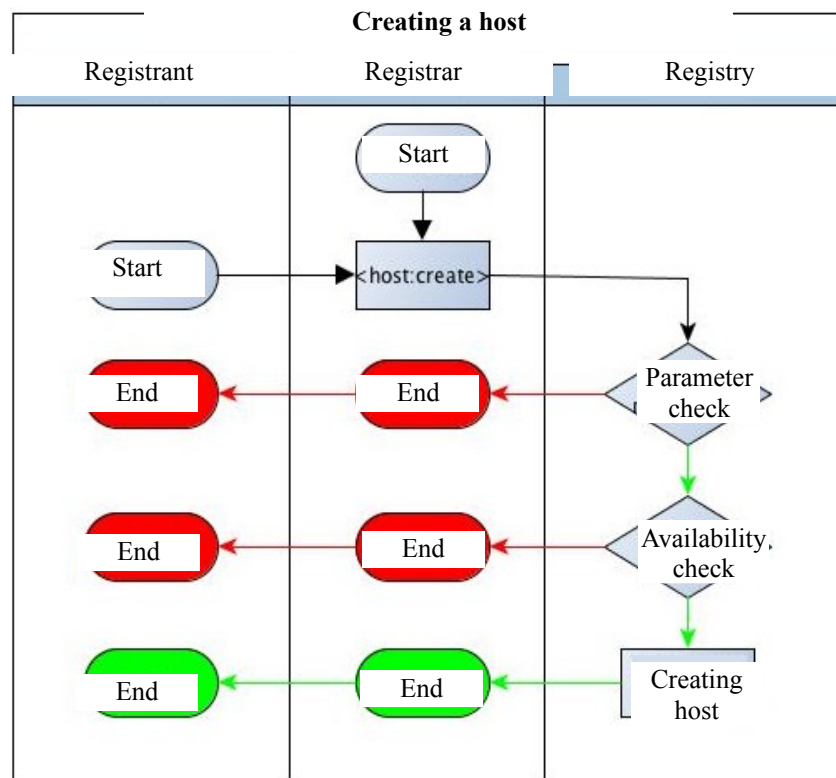


Figure 9

This command is used to create a host record in the Registry (name server) that may be used for supporting domains registered in the Registry. Host name must be included in the application.

For a host located in a domain Registered in the Registry, the application must include ipv4 and/or ipv6 address(es). The application must be received from the Registrar which is the Registrar of the domain in which the host is Registered. For a host, not more than 13 IP-addresses may be indicated.

For a host located in a domain of other Registry, IP addresses will not be specified. Such host may be automatically deleted from the Registry, if it is not used by any domain in the Registry.

7.4.2. Deleting a Host

<host:delete> command is used to delete a host from the Registry. Functional flowchart is presented in Figure 10.

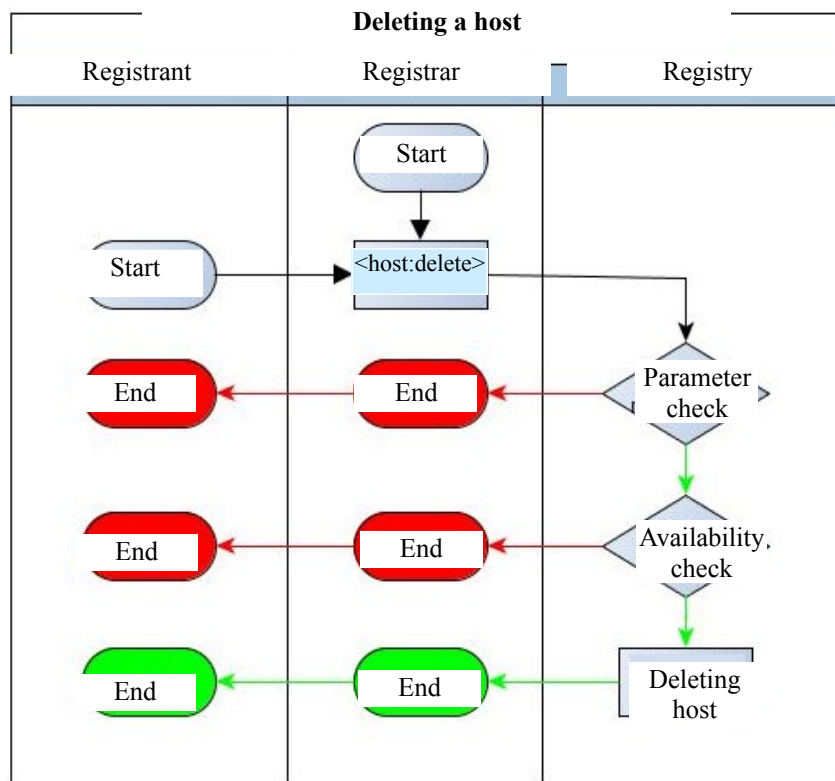


Figure 10

Host entry is deleted on application of the Registrar of such host. The application must include the name of the host to be deleted.

If there are host Registrar domains in which the host is used as name server, the application may not be deleted until the host is deleted in such domains. If the host is specified as name server in domains of other Registrars, then on application for deleting a host it is automatically deleted from the list of servers in domains of other Registrars, and notice is sent to such Registrars to this effect.

Application will not be implemented, if the host status prohibits deletion.

7.4.2.1. Unconditional Deletion of Host

<host:delete> command is used to unconditionally delete the host from the Registry. Application will only be received from the Registrar of such host. The host will be deleted irrespective of whether it is used as name server in any domain in the Registry or not. When a host is deleted, it is deleted from the list of name servers in which it was used, and notice is sent to Registrars of such domains to this effect \square .

Application will not be implemented, if the host status prohibits deletion.

7.4.3. Changing Information on Host

<host:update> command is used to change information on the host. Functional flowchart of such command is presented in Figure 11.

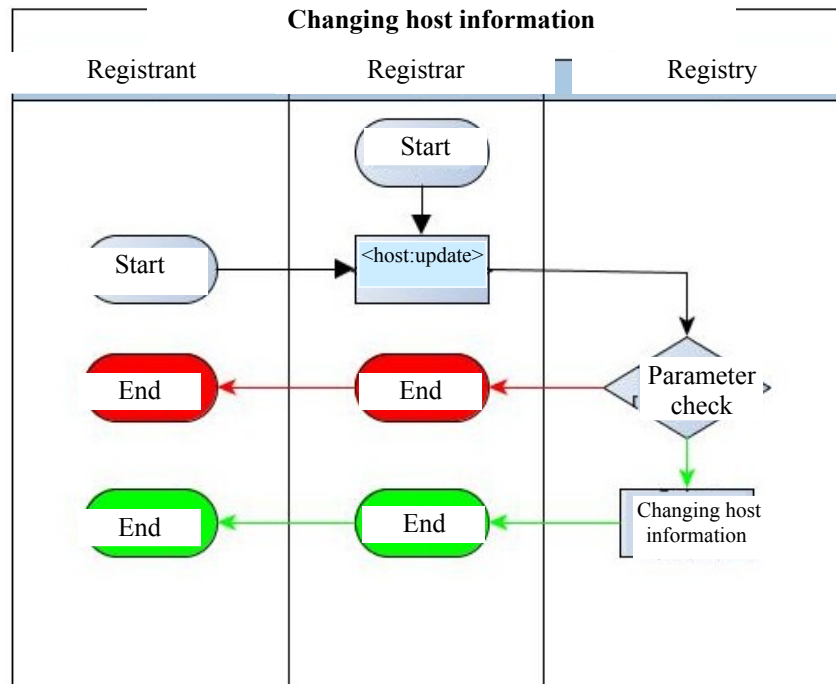


Figure 11

Host entry will be modified on application from the Registrar of such host.
 The application must include the name of host to be modified.
 When a host is modified, its IP addresses or statuses can be deleted and/or added.
 Host entry will not be modified, if the host status prohibits changing information on the host.

7.4.4. Checking Host Accessibility

<host:check> command will check host accessibility for registration.

Possibility of registration of a new host will be checked on application of the Registrar to the Registry. The application shall include at least one and at most 10 host names to be checked. In response from the Registry for each host names, possibility of entering such host to the Registry is indicated.

In response from the Registry for each of hosts which cannot be entered into the Registry, the reason why the host cannot be entered to the Registry may be indicated.

7.4.5. Receiving Information on Host

<host:info> command is used to receive information on a host.

Information on the host will be provided on application from the Registrar. Any Registrar may receive full information on a host.

Information on a host shall include:

- host name;

- unique internal object identifier;
- host statuses;
- host IP-address;
- current host Registrar;
- Registrar that created the host;
- host creation date and time;
- Registrar that made last changes;
- last object change date and hour;
- last Registrar change date and time.

8. Statuses

Status	DNS service	Description	Permitted operations
ok	Yes	Computing status, set if there are no other statuses.	update, renew, transfer, delete
inactive	No	Computing status, set if there are no hosts in domain.	update, renew, transfer, delete
clientHold	No	Status is set by Registrar. Denotes absence of domain in zone file.	update, renew, transfer, delete
serverHold	No	Status is set by Registry. Denotes absence of domain in zone file.	update, renew, transfer, delete
clientTransferProhibited	Yes	Status is set by Registrar. Denotes prohibition of transfer.	update, renew, delete
clientUpdateProhibited	Yes	Status is set by Registrar. Denotes prohibition of changing domain object.	renew, transfer, delete (update is permitted only for clearing this status)
clientRenewProhibited	Yes	Status is set by Registrar. Denotes prohibition of extending domain name. Has no effect on automatic extension.	update, transfer, delete
clientDeleteProhibited	Yes	Status is set by Registrar. Denotes prohibition of deleting domain object.	update, renew, transfer
serverTransferProhibited	Yes	Status is set by Registry. Denotes prohibition of transfer.	update, renew, delete
serverUpdateProhibited	Yes	Status is set by Registry. Denotes prohibition of changing domain object.	renew, transfer, delete
serverRenewProhibited	Yes	Status is set by Registry. Denotes prohibition of extending domain name.	update, transfer, delete
serverDeleteProhibited	Yes	Status is set by Registry. Denotes prohibition of deleting domain object	update, renew, transfer
pendingTransfer	Yes	Status is set automatically for the period of domain transfer.	Command of consent or prohibition of domain transfer by current Registrar Command of refusal of request for transfer by

			receiving Registrar.
autoRenewGracePeriod	Yes	Status set after expiration of the domain registration period means that Registrar may decide whether to renew the domain registration period for the next period or delete the domain. Domain is deleted exclusively on application from the Registrar.	update, renew, transfer, delete
redemptionPeriod	No	Status set after receiving of command for domain deletion means that the domain may be restored by a special command.	Update with extension used for domain restoration
pendingDelete	No	Status denoting that redemptionPeriod has expired and in 5 days the domain will be unconditionally deleted from the Registry.	None

9. Whois

Administrator jointly with Registry Operator will support Whois service ensuring access of the Registrar, Registrants and third persons to information of the Registry. List and accessibility of information provided through Whois service shall be determined by the policy of the Registry as to the information provided to third persons.

10. References

List of messages of the Registration system <https://epp.hostmaster.ua/help/?notify>

List of Registry parameters <https://epp.hostmaster.ua/help/?prop>

List of previous versions of the Policy <https://epp.hostmaster.ua/help/?archive>

11. Amendment to the Policy

If necessary, the Registry Operator may amend the Public Domain Policy.

Amendments to the Policy will be published on the Registry Operator site for information with simultaneous notice to the Public Domain Administrator and Registrars.

Amendments to the Policy may be made 30 days prior to coming into effect. All Registrars and Administrators will be notified of amendments.

In the event of urgent necessity, amendments to the Policy may be made simultaneously with their publication on the Registry Operator sites and appropriate public domain Administrator. Urgent necessity means conditions under which any further provision of services by the Registry Operator and/or public domain Administrator is impossible without making appropriate amendments.

12. The Policies on Peculiarities of public domains

- 12.1. The Policy on Peculiarities of Registration of second-level Private Domain Names in the .UA domain - <https://hostmaster.ua/policy/?ua>
- 12.2. The Policy on Peculiarities of Registration of third-level Private Domain Names in kyiv.ua and kiev.ua domains - https://hostmaster.ua/down.php?reg_kyiv_ua
- 12.3. The Policy on Peculiarities of Registration of third-level Private Domain Names in chernivtsi.ua and chernovtsy.ua domains - https://hostmaster.ua/down.php?reg_chernivtsi_ua
- 12.4. The Policy on Peculiarities of Registration of third-level Private Domain Names in rivne.ua and rovno.ua domains - https://hostmaster.ua/down.php?reg_rivne_ua
- 12.5. The Policy on Peculiarities of Registration of third-level Private Domain Names in chernihiv.ua and chernigov.ua domains - https://hostmaster.ua/down.php?reg_chernihiv_ua
- 12.6. The Policy IDN registration - <https://hostmaster.ua/idn/>
- 12.7. DNSSEC extension REGULATIONS - <https://hostmaster.ua/dnssec/>